

Know Before You Go

Sea of Cortez

Dive the World's Aquarium



ITINERARY

FAQs

A NOTE ON COVID-19

BACKSCATTER PHOTOGRAPHY COURSES

RENTAL LOCKER

DIVING EXCURSION RISKS

RESPONSIBILITIES

A NOTE ON GRATUITIES

CUSTOMS & CAMERAS

OTHER NAUTILUS DESTINATIONS



SeeCreatures

Located directly across from the town square, two blocks from the marina and in the heart of the downtown restaurant and bar district.

Open seven days a week to serve you better on boarding day, warmup dives and photo seminars, pre-trip diving tours, backscatter workshops and much more!

Open Seven Days a Week
8am - 5pm

On Vessel Departure Dates
8am - 8pm

Holiday hours to noon to 8pm.

+52 624-143-6915
+52 624-179-6953 (WhatsApp)

Email: info@seecreaturesbaja.com

Address: Calle Miguel Hidalgo #10, Centro,
23450 Cabo San Lucas, B.C.S., Mexico

Vancouver Head Office

Monday - Friday
8am - 4:30pm

+1 604-241-1918

WhatsApp: +1 604-360-9400

Email: info@NautilusDive.com

How You Can Stay in Touch at Sea

There is cell coverage in parts of the Sea of Cortez. We are proud to be the first dive boats in the world to offer ocean going Wi-Fi access for our guests. Please note that while this is a top-of-the-line stabilized gyro satellite system, the Wi-Fi connection is likely much slower than you are used to onshore. WhatsApp and emails usually work great. It is not good for Facebook, YouTube or streaming functions.

Check out our [e-brochure](#)

[View e-brochure](#)

We Save Lives.

BUY NOW



Sample Itinerary

7 Nights / 8 Day Trip

*Individual trips vary from 5 nights to 10 nights.
Itinerary is subject to the vagaries of big animals,
weather and mother ocean!

Pre- & Post-Trip Extensions

Maximize your vacation in Baja with savings on pre-trip or post-trip extensions including 2-tank boat dives or side trips out to Gordo Banks and Cabo Pulmo. In season, our beautiful 116-ft expedition yacht Gallant Lady is stationed at Cabo Pulmo for 6-day liveaboard extensions into the southern Sea of Cortez.

[Contact Us](#)



Day 1

Drop by our [SeeCreatures](#) in downtown Cabo to get kitted up with any rental gear you might need and take advantage of the [Backscatter photo workshop](#). Or if you prefer, sign up for some additional Cabo diving before embarking our beautiful Gallant lady. Please be back at the SeeCreatures Cabo by 4pm to board your liveaboard and depart for the Sea of Cortez. There will be a cocktail hour on the deck to watch the sunset. Enjoy a smooth overnight run continuing north.

Days 2-7

[View Safety Video](#)

We'll be exploring the best of the southern Sea of Cortez including our old favourites: the wreck of the ferry Salvatierra, beautiful Suwanee Reef teeming with life, the charming sea lions at Los Islotes, giant mantas at La Reyna, Las Animas, and Cerralvo Island. Years ago, we stopped offering trips into the Sea of Cortez because the mantas and sharks had disappeared. We are incredibly gratified that the population is rebounding, and we should see sharks, a chance of seeing mantas, as well as the more typical Sea of Cortez life. Our choice of dive sites will depend on weather, visibility, animals, etc. - you can be assured your captain & crew will do their very best to give you the greatest possible dive experience. On the last day, we'll have dinner and one last night under the stars before departing overnight for Cabo San Lucas.

Day 8

Always a sad time for us. It's time to say goodbye and disembark the boat in Cabo at 8:30am for either SJD airport or our SeeCreatures in Cabo San Lucas. It doesn't have to be goodbye for long, as we hope to see you again very soon.



FAQs

What am I going to see?

Cousteau called the Sea of Cortez the aquarium of the world. Expect to see a lot of fish. A LOT of fish! Whale sharks in season. California sea lions. Giant manta rays at one particular site. A variety of shark species possibly including bulls and hammerheads (noting that the Sea of Cortez is nowhere near as sharkie as Socorro), several shipwrecks, garden eels and diving cormorant birds.

What to Bring

What do I need to pack?

NOTICE DURING COVID-19 CRISIS; for everyone's safety and health, face masks are recommended in public areas other than during dive operations. Please bring a supply of masks and a bag in which to store them. Read our [Safety Recommendations](#) [here](#).

Personal toiletries. Dive gear (or travel light and use our rental gear!) Summer wear, noting that nights can sometimes be chilly which makes a sweater or fleece jacket a good addition. Sunscreen (reef-safe sunscreen will be available onboard with our compliments). Towels and bed linen are provided onboard.

What wetsuit should I bring?

It depends on the season. Water temperatures are in the mid-80°F range, with 100+ ft visibility. At the end of November, temperatures start cooling and visibility goes down. We recommend a 5mm wetsuit and a hooded vest is always a smart addition to your dive kit.

What dive gear should I bring?

All the obvious stuff!! i.e. regulators, BCD, computer, mask, wetsuit (we recommend 5mm or 7mm wetsuits), booties and fins (high-quality rentals are available from See Creatures). The park authorities prohibit divers from carrying a knife. Every diver should have their own [Nautilus LifeLine](#) but we will loan you one of ours if you haven't bought yours yet!

What kind of safety gear do you provide divers?

Nautilus LifeLines, DiveAlerts and SMB safety sausages.

Can I bring my own alcohol onboard?

Sorry, but NO. We carry a great selection of signature drinks, single malts, microbrew beer and a varied wine list, all at very reasonable prices.

Travel Details

Do I need a passport?

YES. And it must be valid six months from entry.

Do I need to obtain a visa ahead of time?

Only for a very limited number of countries. Please check the requirements for your country.

Do I need insurance?

YES!!! Please note the capital letters! We require all guests to either purchase medical diving insurance from us or to have proof of valid insurance from a recognized and reputable carrier. Further, travel insurance is important and highly recommended but not mandatory. [We recommend Dive Assure for your insurance needs. Click here.](#)

Do I need dive medical insurance?

YES. Dive and evacuation insurance is mandatory. We can assist you with purchasing this at check-in if you like.

What airport do I fly into?

SJD Los Cabos International for both commercial airlines and private aircraft.

When should I fly in?

Your ship boards at 4:30pm on departure day. We recommend planning on flying in by 1:30pm allowing for an hour or longer to clear immigration and customs and collect your bags. It's a 35 minute drive from the airport to SeeCreatures Cabo which is our meeting point. Of course, we recommend that you fly in early to enjoy Cabo San Lucas..

How do I get from SJD into town?

Sealine Cabo Transfers is our recommended provider of airport transfers to and from Cabo San Lucas. For booking, please email Paco at pmoreno@sealinecabotransfers.com

Can you recommend a local hotel?

Please call or email our Vancouver office for current hotel specials and great deals.

Phone: +1 (604) 241-1918

Email: info@nautilusdive.com



Before Departure

Where do we meet the boat?

SeeCreatures, located directly across from the town square, two blocks from the marina and in the heart of the downtown restaurant and bar district. We want our place to be your home away from home! Please drop by when you get into town and we will get you kitted up with whatever you need. We offer a variety of pre-trip packages including two or three tank boat dives and side trips.

What time do we meet?

SeeCreatures is open 8am to 5pm and we welcome you to come by anytime. Please be at the SeeCreatures no later than 4pm for boarding.

Can you help me get dive certified before the trip?

YES. We offer a full array of dive courses at SeeCreatures.

Can I get nitrox certified?

YES, at SeeCreatures.

Will I need to show my dive certification card before boarding?

YES.

Will I get seasick on this trip?

The Sea of Cortez is generally very calm. For anyone worried about seasickness we recommend the prophylactic use of the scopolamine patch. This is the perfect trip for someone who is worried about making the crossing to Socorro.

Don't Forget!

What time do we arrive back in port?

Usually by 8am. We recommend booking an outward flight after 11am. We can help arrange your transfers to the SJD airport or back to SeeCreatures. This is the perfect trip to add onto your November or December Socorro trip, or vice versa.

Do you have a storm policy?

YES. We highly recommend travel insurance which will cover you in this unlikely eventuality. Otherwise you will receive a "day-for-day" credit towards a future trip for any days lost to weather.

Can you accommodate special dietary requests?

YES - with reasonable advance notice, we are pleased to accommodate vegetarian, vegan, lactose intolerance, gluten-free, low sugar, quasi-kosher and quasi-halal. We are likely unable to accommodate more esoteric special dietary requests.

What IS NOT included in the trip price?

Bar, gift shop, internet, rentals, nitrox and crew gratuities as well as a \$35 park and port fee payable in cash please at the end of your trip.

Starting February 2022, the Mexican state of Baja California Sur is implementing a 350 Mx\$ (~\$17 USD) foreign tourist tax*. You might be charged at your hotel or at the airport at the time of departure. An additional 89 Mx\$ (~\$4 USD) tourism tax* will be implemented in June 2022.

*Only applies to non-residents of Mexico

About Diving

How much experience do I need?

Our Sea of Cortez trips are perfect for divers of all experience levels. This is the perfect destination for newer divers. We have always specialized in catering to experienced self-reliant divers and offer a lot of freedom and flexibility for those who want it. Photographers on these trips will never feel rushed and we are happy to leave you on your own to get that perfect shot.

Is the diving from the big boat or skiffs?

Diving from the Gallant Lady is from our custom built high speed twin outboard 32 foot RHIB (rigid hull inflatable boat). Once you set up your dive gear, it can stay on the RHIB for the rest of the trip which is where all the diving will be staged from. With just 12 divers on these trips, you are going to get spoiled with RHIB diving! NOTE; at certain dive sites in national parks, we may have to transfer you to our company owned and specially permitted "dive pangas" in order comply with CONANP regulations.

How many dives will I do?

We will do our best to offer four dives on every dive day. Please keep in mind that Mother Ocean can be capricious and this may not always be possible.

Are the boats camera friendly?

YES, VERY!

Are you rebreather friendly?

YES, VERY!

Can I do deco dives?

Sorry. Only on whole boat charters on which your group has chartered the entire ship.

Can I do trimix diving?

We can arrange the supply of helium T bottles as long as you are comfortable doing your own blending.

Where is the closest decompression chamber?


The closest chambers are located in La Paz and Cabo San Lucas.

What happens if I need a medevac flight?

Medevac can be arranged with a boat transfer to shore.

Do you have an AED and medical kit onboard?

OF COURSE! All of our crew are trained in first aid and a number of our crew are trained first responders.



© Dan Taylor


Important notice to our valued guests during the COVID-19 crisis

Our job is to keep our guests and crew safe. Now more so than ever during the COVID-19 crisis. **Please ensure you arrange for a PCR or antigen test within 7 days of boarding and bring your results with you. Do not travel if you received a positive test result. We will also be providing complimentary but required antigen testing before boarding for all guests and crew on board every trip.** For more detailed information on our COVID-19 procedures and protocols, please read out COVID-19 FAQs [here](#). We look forward to welcoming you on board!

Our complimentary pre-boarding COVID testing clinic is located close to the SeeCreatures Cabo in downtown Cabo San Lucas. The testing clinic will be open all day for your convenience. Please let them know you are a Nautilus guest. Drop by our SeeCreatures Cabo to have them point out where to go! **All test results must be received 2 hours before boarding time at 4 pm.** As the situation with COVID-19 evolves, we will continue to adapt and improve the measures we are taking. Our goal is to get divers back in the water in a way that maximizes safety and minimizes contagion.

COVID-19 Best Practices

- **Masks are recommended in all common areas unless seating during meal times**
- **Social distancing is recommended in all common areas**
- Vital Oxide hospital grade disinfectant with seven day hold time applied with fogging machines
- An intense focus on onboard sanitation. This includes supplying sanitized rental gear in vacuum packs, crew assisted buffet service and automatic hand sanitizer dispensers on the back deck. Mask rinse buckets are unfortunately a thing of the past
- Health checks
- Protocols and equipment in place if someone onboard does get sick
- **[Click here for Nautilus safe travel recommendations and requirements](#)**



We cannot promise that there won't be somebody onboard infected with the virus but we can promise that we will do our best to provide the most thoughtful, safest and healthiest possible environment. Our COVID-19 policies have been formalized within our emergency processes, our SMS safety management system, our training and accountability protocols and our onboard daily checklists as well as in consultation with shoreside authorities. Please stay safe.

Backscatter **Zero to Hero**: Underwater Photography Courses

On any of our trips, guests can learn the secrets to getting the perfect photo with a complimentary photography workshop. Whether you have 'all the gear and no idea', or are a seasoned pro looking to hone your underwater photography skills, our knowledgeable team are dedicated to helping you reach your goals.

Underwater Photography Workshop

We also offer a one-day complete photography workshop for those who like to learn in the field. Led by our Backscatter Photography Pros, you'll learn the tricks of the trade capturing one of Cabo San Lucas' local dive sites, working on your own photos after the dive in our Backscatter Photography Centre. These courses are tailor-made to suit your needs, ensuring you leave with the knowledge and skills required to capture the perfect underwater photo.



Zero to Hero: Backscatter One-on-One Course

Become a Photography Pro in a week with the Zero to Hero Backscatter course, the ultimate underwater photography workshop for those who are really looking to take their photography skills to the next level. Available either one-on-one or in a small group, the Zero to Hero course is a personalized photography workshop offered on our Socorro liveaboard trips.



What will I Learn?

Featuring a week of immersion training, the course will teach you:

- Photography basics (aperture, shutter speed, iso) and camera set up
- Achieving the perfect exposure
- Focus techniques
- Strobe positioning depending on the subject you want to shoot
- Image reviewing and editing on lightroom and photoshop



BACKSCATTER
UNDERWATER VIDEO & PHOTO



Rental Locker

Complimentary to all our guests

- Nautilus LifeLine Marine Rescue Radio
- SMB
- Dive Alert Signaling Device

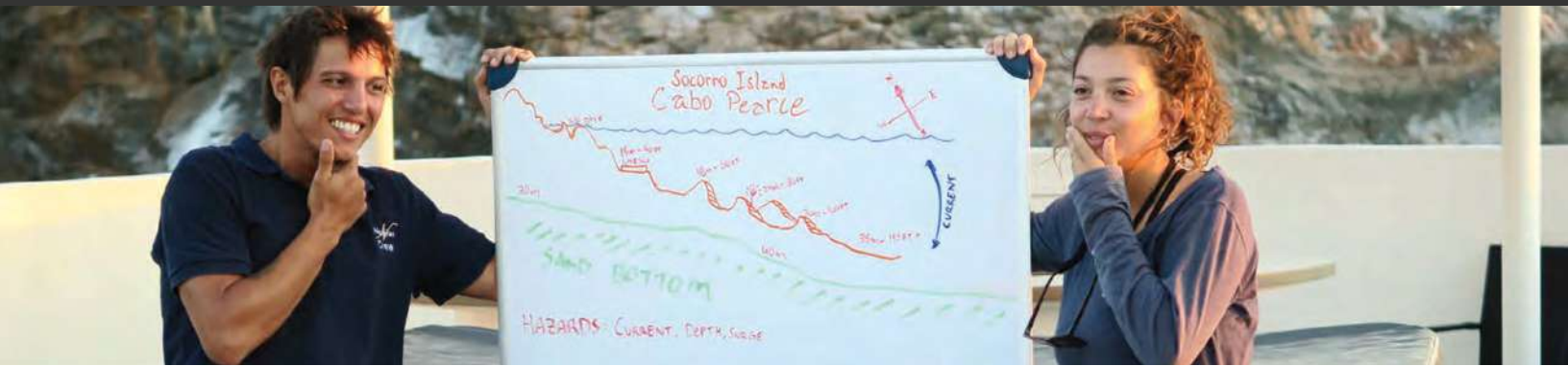
Might we suggest booking your rental gear ahead of time. While our ships carry emergency loaners, visiting SeeCreatures is the best way to check out that perfectly fitted rental wetsuit and ensure that your camera and dive gear is working just right.

Sample Pricing : 9-Day Trip (All Prices in USD)

Nitrox		\$100 / \$20 each additional day more than 5 dive days	
12L Steel Cylinder		\$36	
Pony bottles		\$25 (reg and mount not included)	
Wetsuit		\$55	
Hooded Vest		\$20	
Hood, Mask, Booties		\$25	
Fins		\$20	
Package (hood, mask, booties, fins and wetsuit)		\$35 per day	
Go-pro Camera		\$99	
TG-6		\$185	
TG-6 full load arms and strobes		\$365	
BCD		\$55	
Reg		\$55	
Computer		\$35	
Package (BCD, reg and computer)		\$35 per day	
Zorb		\$5.45 per pound	
Oxygen fills		\$100 / \$20 each additional day more than 5 days	
Oxygen Rebreather Cylinder		\$50 / \$10 each additional day	
Diluent Rebreather Cylinder		\$30 / \$8 each additional day	

* Clients are responsible for the cost of repairing any damage except normal wear and tear.

Diving Excursion Risk



We are excited to have you join us, but feel compelled to point out [some of the risks](#) involved in voyaging far off the coast of wild Baja.

On a voyage like this, we are always at the whim of Mother Ocean. All of our ships are equipped with the latest in satellite technology, full time data links, internet at sea and marine radios. We can't control the weather but we can monitor the forecasts very carefully and our shoreside management team is in constant contact with the ships and available 24/7 in case of emergencies. We need you to be aware that there is always a risk of adverse weather, mechanical breakdown, errors or mistakes made by our crew, medical evacuations or other interruptions to your trip that are beyond our control.

These are difficult and trying times during the COVID-19 crisis. You can be sure that we will do our best to protect the health and safety of our guests and crew including the following core principles; temperature and health monitoring -> personal hygiene with frequent hand washing, using sanitizer, not touching face, coughing or sneezing into one's elbow -> social distancing -> disinfecting with 1 week hold times using fogging machines -> isolation, quarantine or emergency airvac to shore for possible cases. HOWEVER, we cannot promise that you won't come in contact with someone infected with the virus and we cannot promise that you won't potentially get sick.

Guests are responsible for their own dive safety. Our guides are not responsible for teaching primary dive skills or looking after guests who do not have basic buoyancy skills. Diving with marine animals entails risk. Scuba divers risk embolism, dehydration or other medical issues. Guests and crew alike are susceptible to accidents, tripping and falling, sprains or broken bones, heart attacks, stroke or medical conditions such as appendicitis, pancreatitis, diabetic complications, severe infections, abscesses or other emergency conditions.

Diving with marine animals entails risk. This is not Disneyland! Scuba divers risk embolism, decompression sickness, dehydration or other medical issues. Guests and crew alike are susceptible to accidents, tripping and falling, sprains or broken bones, heart attacks, stroke or medical conditions such as appendicitis, pancreatitis, diabetic complications, severe infections, abscesses or other emergency conditions.

Aerial medevac is available. We require that all of our guests have dive insurance that covers emergency care. We highly recommend travel insurance that covers evacuation flights. We make it really easy to purchase this insurance - [click this link](#) - or at See Creatures. A typical policy costs \$240. The cost of a medevac flight is at least \$10,000 and the cost of chamber treatment starts at \$15,000. You will have to arrange payment up front for these costs before any flight or treatment if you don't have insurance coverage.

A sample [liability release and waiver can be viewed here](#) and requires your acceptance, agreement and signature when you visit See Creatures before boarding your ship.

We wish you an amazing and completely uneventful trip with smooth seas and excellent diving.



PASSENGER GUEST WAIVER, RELEASE AND INDEMNITY (the "Waiver")

In consideration of you allowing me to participate in your cruise and/or diving excursion (the "Excursion"):

I voluntarily waive, release and forever discharge Icarus Aviation Ltd., also doing business as "Lever Diving" (collectively the "Company") and its employees, directors, officers, agents and contractors (collectively the "Operators") from any and all liability, including but not limited to liability arising from the negligence (including gross negligence) or fault of the Operators or any of them for personal injury or death, property loss or damage or any other claims of any kind which may occur to me during or in connection with the Excursion and/or the use or misuse of any equipment, vessels or vehicles.

I agree that all agreements made between the Operators and myself (including this Waiver) shall be governed by the laws of Canada and the courts of British Columbia shall have exclusive jurisdiction over any matter relating to the said agreements or this Waiver.

I agree that this Waiver shall be binding upon my heirs, executors, administrators, successors, assigns and my estate and I agree that in the event that a claim is made against the Operators or any one of them in respect of any cause of action relating to me, I will indemnify the Operator(s) for their losses, damage and expenses arising from such claim.

I confirm that I have both read and fully understood the description of the risks involved in participating in the Excursion as set forth in the Company's disclosure information entitled "DIVING EXCURSION RISKS" published on the Company web site (<https://nautilusliveboards.com/diving-excursion-risks/>) and in the pre-trip information package provided to me.

I also confirm that I:

- (a) am physically fit; without any health related reasons that would otherwise preclude my;
- (b) have had sufficient instruction, preparation and/or training for; and
- (c) have not been advised by any medical professional to avoid

participation in the Excursion.

Finally, I confirm that I read and fully understood this Waiver before signing and, that I had the opportunity to do so before making any commitment of whatsoever kind or nature to the Company.

Please note that you will be required to sign this waiver form upon the check-in and reception procedure.

Responsibilities

Our Responsibilities

- To ensure your safety.
- To give you the best possible diving experience.
- To treat you with respect and consideration and to provide excellence in service onboard.
- To be responsive to special requests and needs.
- To plan each trip with respect to weather, sea conditions and animal behavior in order to maximize your diving experience.
- To keep our ships in top condition, clean and in good mechanical repair. Please note that each ship has many complex systems and it may be impossible to prevent some maintenance problems during your trip, despite our best efforts.

Your Responsibilities

1. Animals

We love Mother Ocean! Unfortunately, sometimes guests will demonstrate unsafe or irresponsible behavior towards animals that impedes other guest's experiences and/or may cause harm to the animals. It is your responsibility to follow the crew's directions and recommendations with respect to interaction with the animals. In the unlikely event that an individual is impeding other guests and/or causing harm to the animals, the captain will speak to that person and give them a formal warning. If the guest continues the same behavior, the captain has the authority to hold that guest out of the water for the remainder of the trip.

2. Diving Safety

It is your responsibility to attend dive briefings and comply with the principles of safe recreational diving. Deco diving or deliberately "going blue" is not allowed. The captain has the right to revoke the diving privileges of anyone who is diving in an unsafe manner.

3. Alcohol

With over 30 years of operational experience running dive charters, we have learned the safest alcohol policy is to restrict guests from bringing their own alcohol on board. We provide a wide selection of beer, wine and alcohol from the ship's bar at reasonable prices. We are also happy to hold your duty-free purchases or local purchases of alcohol in bond in the ship's storage until the end of your trip.

4. Government Rules

You must comply with all Mexican government rules and regulations. Please note that government regulations and laws may change without notice. Our contract with you is subject to "force majeure" without compensation.

5. Marijuana

Marijuana is illegal in Mexico including medicinal prescription marijuana. We have a zero tolerance policy regarding guests bringing marijuana onboard.

6. Illegal Substances

We maintain a zero tolerance for illegal narcotics or substances on board. We're required under Mexican law to report any problems to the Mexican Federal Police.

7. Crew

Treating our crew and staff with courtesy and respect.

8. Getting Sick

We sincerely hope that you stay healthy and don't get sick during your trip. Please let the crew know if you are not feeling well so that we can give you extra love and attention and also do our best to prevent anyone else onboard from getting sick.



A Note on Gratuities



© Scott Davis

I hope we leave you with the feeling that our crew served you with warmth, good cheer, and did their very best for you. I am very proud of our hard-working and dedicated staff.

Gratuities are a cultural oddity and vary in different parts of the world. In North America it is customary and expected to leave a gratuity if you think the service is very good to exceptional - we sincerely hope that you experienced exceptional service during your trip! We realize that tipping can be offensive in some parts of the world. In Mexico and the USA, it's considered offensive to not leave a tip if the service is deserving. Gratuities are a very personal matter. For your guidance, most guests leave between US\$250 to \$350. Whatever you leave will be most appreciated by the crew.

On a personal note, I am always appreciative of any comments or feedback about your experience onboard or things that we can improve on. Comments can be made in confidence from any personal device on the ship's Wi-Fi at <http://NautilusExperience/nautilus> or if you prefer, mikelever@nautilusdive.com

Thank you very much for trusting us with your dive vacation!

Sincerely,

A handwritten signature in black ink that reads "Mike Lever." The signature is stylized with a large, looped "M" and a cursive "Lever."

Captain Mike
Founder
Nautilus Dive Adventures



Customs and Cameras

Unfortunately, we have received recent reports of isolated incidents where guests have been charged taxes for bringing their camera housings into Mexico. This is a transgression of your rights as an international passenger and a violation of both Mexican and international law. The company is investigating this, and in the meantime, we would like to provide you with this information to help improve your experience at Mexican customs.

As an international passenger, you are entitled to bring without paying taxes, two cameras or video recording devices, and their accessories. An underwater housing unit is a camera accessory which fits your camera and allows control and usage of the device while diving. As the housing can only be functional when used with your camera, it should be considered a part of your "two cameras with their accessories" luggage allowance.

What should I do if the customs agents are trying to tax me for my housing?

1. Do not worry about your camera housing if you have not been approached by a customs agent or officer about it.
2. Bring documentation for the camera and housing. (examples: manuals, receipts, technical information, etc.)
3. You are entitled to ask for information and for a transcription of your rights as an international passenger.
4. If you encounter a customs officer who does not consider your camera housing an accessory, remain calm and try to explain to the customs officer that your camera housing is merely an accessory, and therefore tax free under Mexican Customs Law. Provide your devices' documentations and manuals.
5. Ask the custom agent or officer to please provide written explanation of the classification method used to classify your housing as something different than your camera's accessory.
6. If you are not successful, you may ask to please speak to a supervisor.
7. If you feel your rights are being violated, you are entitled to file a complaint against the officer on site, just ask to be referred to someone within the Public Function Office (Secretaría de la Función Pública). We strongly recommend you remain calm and speak to Mexican authorities with respect.
8. If your attempts have been unsuccessful and you are asked to pay taxes, ask the officer in charge to please print a detailed account of the taxes you will be paying and the classification method they used to classify the goods that are being taxed.
9. Pay under protest - when paying, ask the cashier and customs officer to acknowledge in writing that you have paid under protest.
10. Contact guest services, we will do our best to assist you and try to resolve the inconvenience.

Please follow this link to print our Spanish document to present to the Customs Officials - for use ONLY in the event of issues pertaining to your camera housing at Mexico Customs. Please note that the letter is specific to camera housings and will not be relevant to any other items brought through customs.

We hope the provided information helps you in your upcoming trip. Please feel free to contact us for additional information. Safe travels.

Other Nautilus Destinations

Socorro Giant Mantas

The Friendliest Giant Mantas in the World.
Dolphins, Ten Species of Sharks & Humpback Whales.

[Find More](#)

© Ralf & Antonia

Guadalupe Great White Shark

The Best Great White Shark Cage Diving on the Planet.

[Find More](#)

© Dan Orr

San Ignacio Gray Whales

Deeply-Touching Gray Whale Encounters.

[Find More](#)

© Gordon Kipp

Mobulas & Orcas Airplane Supported Expeditions

Swim Alongside Thousands of Mobulas and Pods of Orcas in the Sea of Cortez.

[Find More](#)

© Dany Taylor

Magdalena Bay Mexico Sardine Run

Striped Marlin Gather to Hunt the World's Second
Largest Sardine Run.

[Find More](#)

© David Serradell

Active Adventures Kayaking and SUP Trips

Adventures to Keep the Most Restless,
or Relaxed, Entertained.

[Find More](#)